

Australian  
Institute of  
**Company  
Directors**

# Gender diversity snapshot

February 2026 to April 2026



# Contents

---

3	Gender Diversity Snapshot
4	ASX Progress Statistics
6	Progress Report (ASX 200)
10	Progress Report (ASX 300)



# Gender Diversity Snapshot

## Sustaining progress on ASX boards

This Gender Diversity Snapshot presents the latest ASX board gender diversity data for the period February to April 2026.

As at 30 April 2026, there were 51 female Chairs across ASX 300 companies, up from 48 at 31 January, demonstrating an ongoing improvement in female representation at the highest levels of board leadership. Female representation on ASX 200 boards has remained relatively stable since December 2024, sitting at 37.6% as at 30 April 2026.

Despite this progress, women are still underrepresented in Chair and other senior board roles compared to their overall participation on boards. This shows that while board representation is improving, equal leadership opportunities have not yet kept pace.

As boards move closer to aggregate representation targets, the next phase of progress will rely less on policy settings alone and more on intentional pipeline development. Initiatives that support board ready women such as mentoring programs, scholarships, and executive leadership pathways remain critical to sustaining long term progress.

Looking ahead, boards have a pivotal role to play.

Through CEO and board succession planning, skills-based appointments, and a continued commitment to diversity as a driver of governance quality, organisations can ensure gender diversity progress continues to evolve beyond the milestone.

Importantly, this progress must translate into enduring leadership outcomes that strengthen governance for the future.

# ASX Progress Statistics

Data as at 30 April 2026

The number of ASX boards that have reached the 30% target

**210 ASX 300**

boards have reached the 30% target




**148 ASX 200**

boards have reached the 30% target



**82 ASX 100**

boards have reached the 30% target



**44 ASX 50**

boards have reached the 30% target



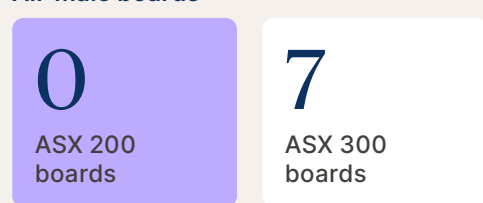
**20 ASX 20**

boards have reached the 30% target



Comparison of ASX 200 and ASX 300 boards

All-male boards



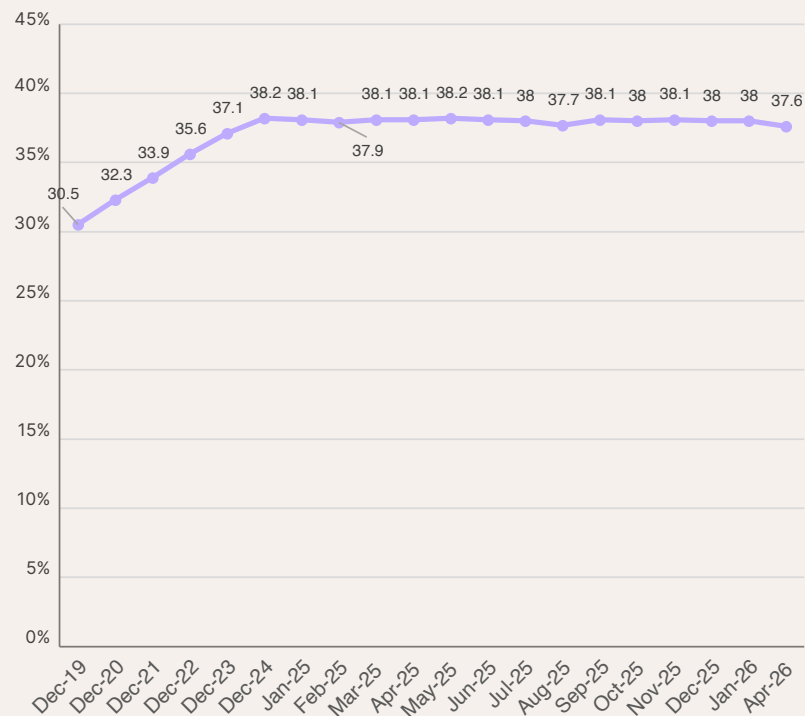
Boards with only one female



Female chairs

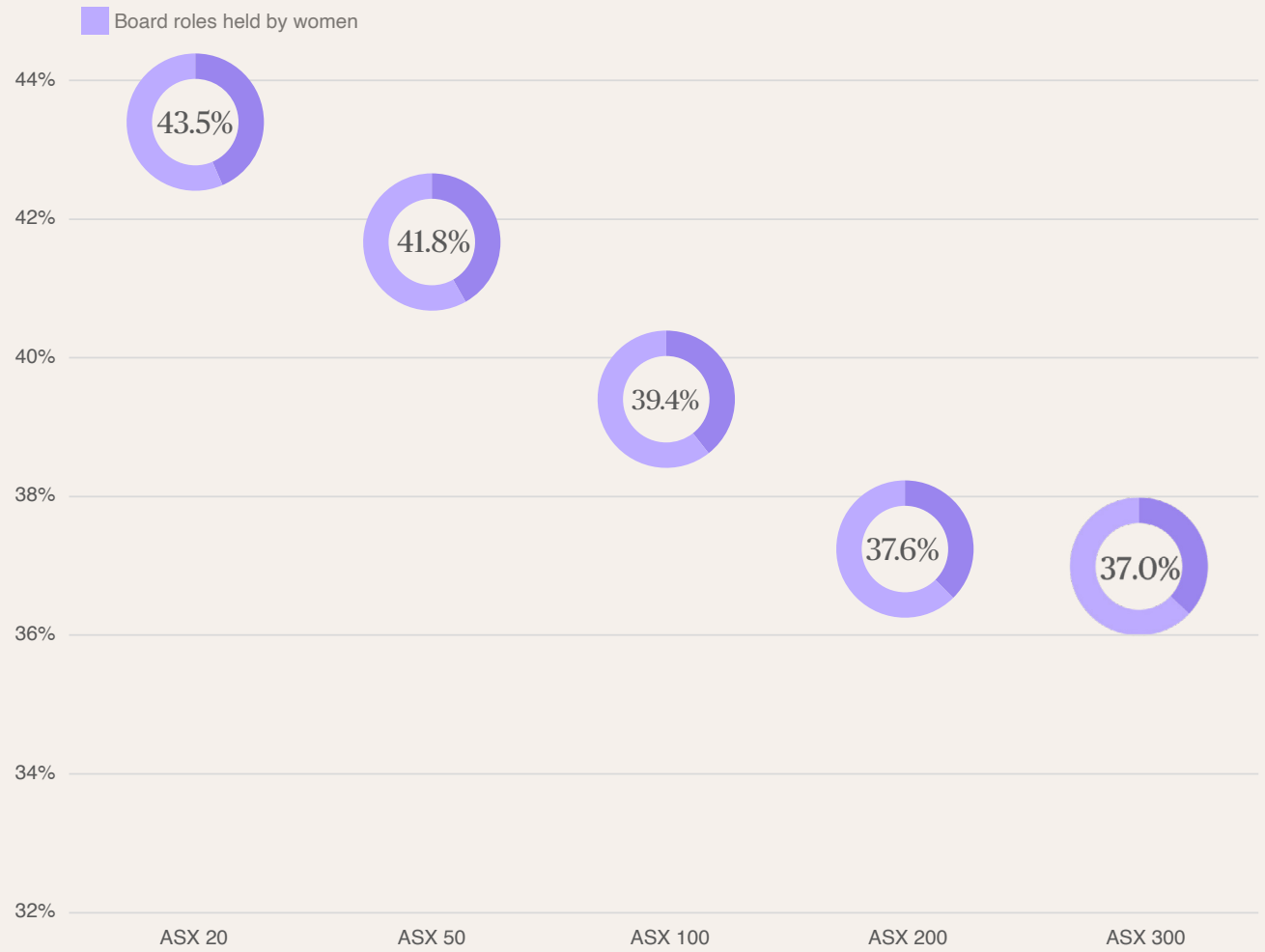


ASX 200 Female directorships over the last 5 years





Female directorships as at 30 April 2026\*



\*Board roles held by women 30 April 2026

The full list of ASX 200 companies with the number of women on their boards is listed below.

ASX 200 Company	Chair	No. of female directors	% of female directors
<a href="#">Bluescope Steel Ltd</a>	Jane McAloon	7	70%
<a href="#">Waypoint REIT</a>	Georgina Lynch	3	60%
<a href="#">Helia Group</a>	Leona Murphy	3	60%
<a href="#">Generation Development Group</a>	Robert Coombe	3	60%
<a href="#">Perenti Global Ltd.</a>	Diane Smith-Gander	4	57%
<a href="#">Karoon Energy Limited</a>	Peter Botten	4	57%
<a href="#">IGO Limited</a>	Vanessa Guthrie	4	57%
<a href="#">Telstra Corporation Ltd</a>	Craig Dunn	5	56%
<a href="#">Sonic Healthcare Ltd</a>	Mark Compton	5	56%
<a href="#">Scentre Group</a>	Ilana Atlas	5	56%
<a href="#">Ramsay Health Care Ltd</a>	David Thodey	5	56%
<a href="#">Qantas Airways Ltd</a>	John Mullen	5	56%
<a href="#">National Australia Bank Ltd</a>	Philip Chronican	5	56%
<a href="#">Macquarie Group Ltd</a>	Glenn Stevens	5	56%
<a href="#">Ansell Ltd</a>	Nigel Garrard	5	56%
<a href="#">Telix Pharmaceuticals Ltd</a>	Mark Nelson	2	50%
<a href="#">Centuria Industrial REIT</a>	Roger Dobson	2	50%
<a href="#">Aussie Broadband Limited</a>	Adrian Fitzpatrick	2	50%
<a href="#">Zip Co Limited</a>	Diane Smith-Gander	3	50%
<a href="#">Web Travel Group</a>	Roger Sharp	3	50%
<a href="#">PLS Group</a>	Kathleen Conlon	3	50%
<a href="#">Pinnacle Investment Management</a>	Alan Watson	3	50%
<a href="#">Liontown Resources Ltd</a>	Timothy Goyder	3	50%
<a href="#">Imdex Limited</a>	Anthony Wooles	3	50%
<a href="#">Hub24 Ltd</a>	Paul Rogan	3	50%
<a href="#">Deterra Royalties</a>	Jennifer Seabrook	3	50%
<a href="#">Centuria Capital</a>	Kristie Brown	3	50%

# Progress Report (ASX 200)

ASX 200 Company	Chair	No. of female directors	% of female directors
<a href="#">BWP Trust</a>	Fiona Harris	3	50%
<a href="#">Bank of Queensland Ltd</a>	Andrew Fraser	3	50%
<a href="#">Super Retail Group Ltd</a>	Judith Swales	4	50%
<a href="#">QBE Insurance Group Ltd</a>	Michael Wilkins	4	50%
<a href="#">Medibank Private Ltd</a>	Michael Wilkins	4	50%
<a href="#">Lendlease Group</a>	John Gillam	4	50%
<a href="#">IDP Education Ltd</a>	Tracey Horton	4	50%
<a href="#">GPT Group</a>	Vicki McFadden	4	50%
<a href="#">Downer EDI Ltd</a>	Mark Menhinnitt	4	50%
<a href="#">Coles Group</a>	Peter Allen	4	50%
<a href="#">Cleanaway Waste Ltd</a>	Philippe Etienne	4	50%
<a href="#">Bendigo and Adelaide Bank Ltd</a>	Vicki Carter	4	50%
<a href="#">ASX Ltd</a>	David Clarke	4	50%
<a href="#">Aristocrat Leisure Ltd</a>	Neil Chatfield	4	50%
<a href="#">South32 Ltd</a>	Stephen Pearce	5	50%
<a href="#">Fortescue Ltd</a>	Andrew Forrest	6	50%
<a href="#">Brambles Ltd</a>	John Mullen	5	45%
<a href="#">Woolworths Group Ltd</a>	Scott Perkins	4	44%
<a href="#">Treasury Wine Estates Ltd</a>	John Mullen	4	44%
<a href="#">Fisher &amp; Paykel Healthcare Corporation Ltd</a>	Neville Mitchell	4	44%
<a href="#">Cochlear Ltd</a>	Catriona Deans	4	44%
<a href="#">BHP Group Ltd</a>	Ross McEwan	4	44%
<a href="#">ALS Ltd</a>	Nigel Garrard	4	44%
<a href="#">Xero Ltd</a>	David Thodey	3	43%
<a href="#">Wisetech Global Ltd</a>	Richard White	3	43%
<a href="#">West African Resources Limited</a>	Richard Hyde	3	43%
<a href="#">Ventia Services Group Limited</a>	David Moffatt	3	43%
<a href="#">Tabcorp Holdings Ltd</a>	Brett Chenoweth	3	43%
<a href="#">Steadfast Group Ltd</a>	Vicki Allen	3	43%

ASX 200 Company	Chair	No. of female directors	% of female directors
<a href="#">SiteMinder Limited</a>	Patrick O'Sullivan	3	43%
<a href="#">Sandfire Resources NL</a>	John Richards	3	43%
<a href="#">Region Group</a>	Steven Crane	3	43%
<a href="#">Netwealth Group</a>	Michael Wachtel	3	43%
<a href="#">Metcash Ltd</a>	Peter Birtles	3	43%
<a href="#">Magellan Financial Group Ltd</a>	Andrew Formica	3	43%
<a href="#">Lynas Rare Earths Ltd</a>	John Humphrey	3	43%
<a href="#">IperionX Limited</a>	Todd Hannigan	3	43%
<a href="#">Infratil Limited</a>	Alison Gerry	3	43%
<a href="#">Fletcher Building Ltd</a>	Peter Crowley	3	43%
<a href="#">EVT Limited</a>	Alan Rydge	3	43%
<a href="#">Elders Ltd</a>	Glenn Davis	3	43%
<a href="#">Chorus Ltd</a>	Andrew Cross	3	43%
<a href="#">Aurizon Holdings Ltd</a>	Timothy Longstaff	3	43%
<a href="#">Newmont Corporation</a>	Gregory Boyce	5	42%
<a href="#">Tuas Limited</a>	David Teoh	2	40%
<a href="#">Ora Banda Mining Limited</a>	Peter Mansell	2	40%
<a href="#">Nick Scali Limited</a>	Anthony Scali	2	40%
<a href="#">Neuren Pharmaceuticals Limited</a>	Patrick Davies	2	40%
<a href="#">GQG Partners Inc.</a>	Rajiv Jain	2	40%
<a href="#">Dalrymple Bay Infrastructure Limited</a>	David Hamill	2	40%
<a href="#">Codan Limited</a>	Graeme Barclay	2	40%
<a href="#">Charter Hall Long Wale REIT</a>	Glenn Fraser	2	40%
<a href="#">Bellevue Gold Limited</a>	Kevin Tomlinson	2	40%
<a href="#">AUB Group Limited</a>	Peter Harmer	2	40%
<a href="#">WHSP Holdings Limited (Soul Patts)</a>	Robert Millner	4	40%
<a href="#">Wesfarmers Ltd</a>	Michael Chaney	4	40%
<a href="#">Transurban Group</a>	Craig Drummond	4	40%
<a href="#">Rio Tinto Ltd</a>	Dominic Barton	4	40%
<a href="#">Origin Energy Ltd</a>	Scott Perkins	4	40%

ASX 200 Company	Chair	No. of female directors	% of female directors
<a href="#">Insurance Australia Group IAG</a>	Thomas Pockett	4	40%
<a href="#">CSL Ltd</a>	Brian McNamee	4	40%
<a href="#">Commonwealth Bank of Australia</a>	Paul O'Malley	4	40%
<a href="#">Whitehaven Coal</a>	Mark Vaile	3	38%
<a href="#">Westgold Resources</a>	Cheryl Edwardes	3	38%
<a href="#">Vulcan Energy Resources Limited</a>	Francis Wedin	3	38%
<a href="#">Sims Limited</a>	Philip Bainbridge	3	38%
<a href="#">Santos Ltd</a>	Keith Spence	3	38%
<a href="#">REA Group</a>	Hamish McLennan	3	38%
<a href="#">Ramelius Resources</a>	Robert Vassie	3	38%
<a href="#">Pexa Group Limited</a>	Mark Joiner	3	38%
<a href="#">Paladin Energy Limited</a>	Mark Lawrenson	3	38%
<a href="#">Northern Star Resources Ltd</a>	Michael Chaney	3	38%
<a href="#">Nib Holdings Ltd</a>	David Gordon	3	38%
<a href="#">Nextdc Ltd</a>	Douglas Flynn	3	38%
<a href="#">Mineral Resources Ltd</a>	Malcolm Bunday	3	38%
<a href="#">Megaport Limited</a>	Melinda Snowden	3	38%
<a href="#">JB Hi-Fi Ltd</a>	Stephen Goddard	3	38%
<a href="#">Ingenia Communities Group</a>	Shane Gannon	3	38%
<a href="#">Evolution Mining Ltd</a>	Jacob Klein	3	38%
<a href="#">Endeavour Group Limited</a>	Timothy Poole	3	38%
<a href="#">Eagers limited</a>	Timothy Crommelin	3	38%
<a href="#">Dexus</a>	Warwick Negus	3	38%
<a href="#">Champion Iron Limited</a>	William O'Keefe	3	38%
<a href="#">Challenger Ltd</a>	Duncan West	3	38%
<a href="#">CAR Group</a>	Patrick O'Sullivan	3	38%
<a href="#">Capstone Copper Corp</a>	John Mackenzie	3	38%
<a href="#">Breville Group Ltd</a>	Timothy Antonie	3	38%
<a href="#">Bega Cheese Ltd</a>	Barry Irvin	3	38%
<a href="#">Auckland International Airport</a>	Julia Hoare	3	38%

ASX 200 Company	Chair	No. of female directors	% of female directors
<a href="#">APA Group</a>	Michael Fraser	3	38%
<a href="#">AMP Ltd</a>	Michael Hirst	3	38%
<a href="#">Woodside Energy Group Ltd</a>	Richard Goyder	4	36%
<a href="#">Westpac Banking Corp</a>	Steven Gregg	4	36%
<a href="#">Resmed Inc</a>	Michael Farrell	4	36%
<a href="#">Temple &amp; Webster Group Ltd</a>	Mark Coulter	2	33%
<a href="#">SRG Global Limited</a>	Amber Banfield	2	33%
<a href="#">Reliance Worldwide Corporation Ltd</a>	Russell Chenu	2	33%
<a href="#">Regis Resources Ltd</a>	James Mactier	2	33%
<a href="#">NRW Holdings Limited</a>	Michael Arnett	2	33%
<a href="#">News Corporation</a>	Lachlan Murdoch	2	33%
<a href="#">Monadelphous Group Ltd</a>	Robert Velletri	2	33%
<a href="#">Iluka Resources Ltd</a>	James Mactier	2	33%
<a href="#">Flight Centre Travel Group Ltd</a>	Gary Smith	2	33%
<a href="#">Domino's Pizza Enterprises Ltd</a>	John Cowin	2	33%
<a href="#">Data#3 Limited</a>	Alan Gray	2	33%
<a href="#">Arena REIT</a>	David Ross	2	33%
<a href="#">a2 Milk Company Ltd</a>	Philippa Greenwood	2	33%
<a href="#">Vicinity Centres</a>	Trevor Gerber	3	33%
<a href="#">Technology One Ltd</a>	Patrick O'Sullivan	3	33%
<a href="#">Seek Ltd</a>	Gregory Roebuck	3	33%
<a href="#">Premier Investments Ltd</a>	Solomon Lew	3	33%
<a href="#">Nexgen Energy Ltd.</a>	Christopher McFadden	3	33%
<a href="#">ANZ Group Holdings Limited</a>	Paul O'Sullivan	3	33%
<a href="#">AGL Energy Ltd</a>	Miles George	3	33%
<a href="#">Worley Limited</a>	John Grill	3	30%
<a href="#">Suncorp Group Ltd</a>	Duncan West	3	30%
<a href="#">Stockland</a>	Thomas Pockett	3	30%
<a href="#">Life360 Inc</a>	Christopher Hulls	3	30%

ASX 200 Company	Chair	No. of female directors	% of female directors
Goodman Group	Stephen Johns	3	30%
Block Inc.	Jack Dorsey	3	30%
Ampol Ltd	Steven Gregg	3	30%
Resolute Mining Ltd	Andrew Wray	2	29%
Pro Medicus Limited	Peter Kempen	2	29%
Perseus Mining Limited	Richard Menell	2	29%
Perpetual Ltd	Gregory Cooper	2	29%
Orora Ltd	Alan Sindel	2	29%
Orica Ltd	Vikas Bansal	2	29%
Nine Entertainment Co. Holdings Ltd	Peter Tonagh	2	29%
New Hope Corporation	Robert Millner	2	29%
Mirvac Group	Alan Sindel	2	29%
Lovisa Holdings Limited	Brett Blundy	2	29%
Iress Ltd	Roger Sharp	2	29%
Homeco Daily Needs REIT	Simon Shakesheff	2	29%
Guzman y Gomez	Gaetano Russo	2	29%
Greatland Resources Limited	Mark Barnaba	2	29%
Graincorp Ltd	Peter Richards	2	29%
Genesis Minerals Ltd	Raleigh Finlayson	2	29%
Computershare Ltd	Paul Reynolds	2	29%
Charter Hall Group	Stephen Conry	2	29%
Beach Energy Ltd	Ryan Stokes	2	29%
Austal Limited	Richard Spencer	2	29%
ARB Corporation Ltd	Robert Fraser	2	29%
Amtcor Ltd	Graeme Liebelt	3	27%
Alcoa Corporation	Thomas Gorman	3	27%
Silex Systems Limited	Craig Roy	1	25%
The Lottery Corporation Ltd	Douglas McTaggart	2	25%
Superloop Limited	Peter O'Connell	2	25%
Reece Limited	Peter Wilson	2	25%

ASX 200 Company	Chair	No. of female directors	% of female directors
Mesoblast Limited	Jane Bell	2	25%
Judo Bank	David Hornery	2	25%
Dyno Nobel	Gregory Robinson	2	25%
Atlas Arteria	Debra Goodin	2	25%
Sigma Healthcare Ltd	Michael Sammells	2	22%
Nickel Industries Ltd	Norman Seckold	2	22%
Light & Wonder Inc	Jamie Odell	2	22%
James Hardie Industries PLC	Nigel Stein	2	22%
Harvey Norman Holdings Ltd	Gerald Harvey	2	22%
Pantoro Gold Limited	Wayne Zekulich	1	20%
Deep Yellow Limited	Christopher Salisbury	1	20%
Catalyst Metals Limited	Mark Connelly	1	20%
Capricorn Metals Ltd	Mark Clark	1	20%
TPG Telecom Ltd	Canning Fok Kin Ning	2	20%
SGH Limited	Terry Davis	2	20%
Vault Minerals Ltd	Russell Clark	1	17%
Emerald Resources NL	Jay Hughes	1	17%
Dronesield Ltd	Peter James	1	17%
Charter Hall Retail REIT	Roger Davis	1	17%
Alkane Resources Limited	Andrew Quinn	1	17%
Viva Energy Group Ltd	Sarah Ryan	1	14%
Qube Holdings Ltd	John Bevan	1	13%
Predictive Discovery Limited	Andrew Pardey	1	13%
Yancoal Australia Ltd	Gang Ru	1	11%

Figures as at 30 April 2026

□ Companies highlighted in lilac have reached 30% or more women on their board.

□ Companies in white are yet to reach this milestone.



# Progress Report (ASX 300<sup>1</sup>)

<sup>1</sup> Effectively the S&P/ASX 300 minus the S&P/ASX 200

## Data Sources

- The constituents of the S&P/ASX indices are based on companies in the indices as of 30 April 2026.
- The S&P/ASX 300 (ASX 300) and All Ords are based on the September 2025 Quarterly Rebalance of the S&P/ ASX Indices. The ASX 300 Index is weighted by float-adjusted market cap while the All-Ords Index is weighted by market value.
- Inclusion in the ASX 20, ASX 50 and ASX 100 indices is based on adjusted market cap data provided by OpenDirector as at (or on) 30 April 2026.

## Methodology

To track the progress of gender diversity, we analysed all companies within the S&P/ASX 300 and 200 as well as those companies in the S&P/ASX 300 but not in the S&P/ASX 200.

## Results

- The overall percentage of female directors on ASX 300 boards is 37 per cent.
- The percentage of female directors on the boards of the companies that feature only in the ASX 300 and not the ASX 200 is 35.4 per cent.

ASX 300 Company	Chair	No. of female directors	% of female directors
<a href="#">Dexus Industria REIT</a>	Jennifer Horrigan	4	80%
<a href="#">Regis Healthcare Limited</a>	Graham Hodges	5	71%
<a href="#">Tyro Payments Limited</a>	Fiona Pak-Poy	4	67%
<a href="#">Kelsian Group Ltd</a>	Fiona Hele	4	67%
<a href="#">Bapcor Ltd</a>	Lachlan Edwards	4	67%
<a href="#">Boss Energy Ltd</a>	Wyatt Buck	3	60%
<a href="#">Australian Clinical Labs Limited</a>	Stephen Roche	3	60%
<a href="#">Mystate Limited</a>	Sandra Birkenleigh	4	57%
<a href="#">G8 Education Ltd</a>	Debra Singh	4	57%
<a href="#">EQT Holdings Limited</a>	Carol Schwartz	4	57%
<a href="#">EBOS Group Limited</a>	Elizabeth Coutts	4	57%
<a href="#">DPM Metals Inc.</a>	Juanita Montalvo	4	57%
<a href="#">Dicker Data Limited</a>	Fiona Brown	4	57%
<a href="#">Lifestyle Communities</a>	David Blight	2	50%
<a href="#">Universal Store Holdings Ltd</a>	Peter Birtles	3	50%
<a href="#">PWR Holdings Limited</a>	Kees Weel	3	50%
<a href="#">Propel Funeral Partners Limited</a>	Naomi Edwards	3	50%
<a href="#">PolyNovo Ltd</a>	Leon Hoare	3	50%
<a href="#">HMC Digital Infrastructure - DigiCo</a>	Joseph Carrozzi	3	50%
<a href="#">Australian Ethical Investment Ltd</a>	Stephen Gibbs	3	50%
<a href="#">Spark New Zealand Ltd</a>	Justine Smyth	4	50%
<a href="#">Growthpoint Property Ltd</a>	Andrew Fay	4	44%
<a href="#">Nanosonics Ltd</a>	Steven Sargent	3	43%
<a href="#">McMillan Shakespeare Ltd</a>	Helen Kurincic	3	43%
<a href="#">Inghams Group Ltd</a>	Helen Nash	3	43%
<a href="#">HMC Capital</a>	Christopher Saxon	3	43%
<a href="#">GWA Group Ltd</a>	Bernadette Inglis	3	43%
<a href="#">FleetPartners Group</a>	Gail Pemberton	3	43%
<a href="#">Cromwell Property Group</a>	Gary Weiss	3	43%
<a href="#">Clinuvel Pharmaceuticals</a>	Jeffrey Rosenfeld	3	43%

ASX 300 Company	Chair	No. of female directors	% of female directors
<a href="#">Alpha HPA Ltd</a>	Norman Seckold	3	43%
<a href="#">St Barbara Ltd</a>	Kerry Gleeson	2	40%
<a href="#">Macquarie Technology Group Limited</a>	Lisa Brock	2	40%
<a href="#">L1 Group Limited</a>	Guy Strapp	2	40%
<a href="#">Jumbo Interactive</a>	Susan Forrester	2	40%
<a href="#">Gemlife Communities</a>	Kristie Brown	2	40%
<a href="#">FireFly Metals Ltd</a>	Kevin Tomlinson	2	40%
<a href="#">Develop Global Limited</a>	Michael Blakiston	2	40%
<a href="#">Australian Finance Group Limited</a>	Greg Medcraft	2	40%
<a href="#">Abacus Group</a>	Myra Salkinder	2	40%
<a href="#">MA Financial Group Limited</a>	Jeffrey Browne	4	40%
<a href="#">SmartGroup Corporation Ltd</a>	John Prendiville	3	38%
<a href="#">Nufarm Ltd</a>	John Gillam	3	38%
<a href="#">Healius Ltd</a>	Kathryn McKenzie	3	38%
<a href="#">Elevra Lithium Limited</a>	Dawne Hickton	3	38%
<a href="#">Credit Corp Group</a>	Eric Dodd	3	38%
<a href="#">Qualitas Real Estate Income Fund</a>	Glenn Foster	1	33%
<a href="#">Service Stream Limited</a>	Brett Gallagher	2	33%
<a href="#">Select Harvests</a>	Travis Dillon	2	33%
<a href="#">Regal Partners Limited</a>	Michael Cole	2	33%
<a href="#">PMET Resources Inc</a>	Pierre Boivin	2	33%
<a href="#">Ooh!media Ltd</a>	Tony Faure	2	33%
<a href="#">National Storage REIT</a>	Anthony Keane	2	33%
<a href="#">Minerals 260 Limited</a>	Timothy Goyder	2	33%
<a href="#">IPH Ltd</a>	Peter Warne	2	33%
<a href="#">Hansen Technologies</a>	David Trude	2	33%
<a href="#">Gentrack Group Limited</a>	Andrew Green	2	33%
<a href="#">Clarity Pharmaceuticals Ltd</a>	Alan Taylor	2	33%
<a href="#">Charter Hall Social Infrastructure Trust</a>	Gregory Paramor	2	33%
<a href="#">Abacus Storage King (REIT)</a>	John O'Sullivan	2	33%

ASX 300 Company	Chair	No. of female directors	% of female directors
4DMedical Limited	Lilian Bianchi	2	33%
Ricegrowers Limited	John Bradford	3	33%
Weebit Nano Ltd	David Perlmutter	2	29%
Vulcan Steel Ltd	Rhys Jones	2	29%
Integral Diagnostics	James Hall	2	29%
Collins Foods Limited	Mark Hawthorne	2	29%
Bannerman Energy Limited	Brandon Munro	2	29%
Amplitude Energy Limited	Ian Davies	2	29%
Amotiv Limited	James Fazzino	2	29%
Myer Holdings Limited	Olivia Wirth	1	25%
Lotus Resources Limited	Michael Bowen	1	25%
Kingsgate Consolidated Limited	Ross Smyth-Kirk	1	25%
Stanmore Resources Limited	Dwi Suseno	2	25%
Cobram Estate Olives Limited	Robert McGavin	2	25%
Virgin Australia Holdings	Peter Warne	2	22%
WA1 Resources	Kathleen Bozanic	1	20%
Sunrise Energy Metals Limited	Robert Friedland	1	20%
Southern Cross Gold Limited	Ernest Eadie	1	20%
Santana Minerals Limited	Peter Cook	1	20%
Rural Funds Group	Leslie Paynter	1	20%
Ridley Corporation Limited	Michael McMahon	1	20%
Redox Limited	Ian Campbell	1	20%
Maas Group Holdings Limited	Stephen Bizzell	1	20%
Immutep Limited	Russell Howard	1	20%
Aspen Group	Guy Farrands	1	20%
Supply Network Limited	Robert Fraser	1	17%
Qoria Limited	Peter Pawlowitsch	1	17%
Electro Optic Systems Holdings	Garry Hounsell	1	17%
Bravura Solution Ltd	Russell Baskerville	1	17%
Black Cat Syndicate Limited	Paul Chapman	1	17%

ASX 300 Company	Chair	No. of female directors	% of female directors
Arafura Rare Earths Ltd	Mark Southey	1	17%
Catapult Sports Ltd	Adir Shiffman	1	14%
Macmahon Holdings	Gregory Evans	1	13%
Turaco Gold Limited	John Fitzgerald	0	0%
Objective Corporation Limited	Tony Walls	0	0%
Metals X Limited	Peter Gunzburg	0	0%
Meeka Metals Limited	Paul Chapman	0	0%
Elsight Limited	Amikam Shafran	0	0%
Dateline Resources Limited	Mark Johnson	0	0%
Chalice Mining	Derek Ferla	0	0%

Figures as at 30 April 2026

- Companies highlighted in lilac have reached 30% or more women on their board.
- Companies in white are yet to reach this milestone.

#### Acknowledgement of Country

The AICD acknowledges the Traditional Custodians of Country throughout Australia and recognise their continuing connection to Land, waters and community. We pay our respect to them and all Elders past and present. In presenting this Gender Diversity Snapshot, we also reflect on the importance of inclusive leadership, one that values diverse voices, experiences and identities that strengthen our organisations and communities.

#### About AICD

The Australian Institute of Company Directors (AICD) is a not-for-profit organisation committed to strengthening society through world-class governance. A trusted voice in national policy creation and roll-out, the AICD advocates for, informs and empowers those leading, influencing and shaping the future of contemporary governance. Its flagship Company Directors Course™ has been the gold standard in practical, real-world governance education for over 50 years—equipping leaders across all sectors with the skills and confidence to navigate complex boardroom challenges and lead their organisations with impact. The AICD is also home to the world's largest community of professionals committed to better governance for a better future. To learn more, visit [aicd.com.au](https://aicd.com.au)

#### Disclaimer

This document is part of a series of tools and resources provided by the Australian Institute of Company Directors (AICD). It is intended as a general guide only and should not be relied upon as a substitute for professional advice. While care has been taken in its preparation, the AICD does not warrant the accuracy, reliability or completeness of the information contained in this document. To the extent permitted by law, the AICD excludes all liability for any loss or damage arising out of the use of this document

#### References

Market index [marketindex.com.au](https://marketindex.com.au)  
Open Director [opendirector.com.au](https://opendirector.com.au)

For more information about Gender Diversity Snapshot, please contact Sectors Delivery Team:

T: 1300 739 119

E: [diversity@aicd.com.au](mailto:diversity@aicd.com.au)